

Report No.: HB-500W暗房测试

Test Time: 2025-12-23 09:23

Luminaire Property

Luminaire Manufacturer:
Luminaire Category:
Lamp Catalog:
Number of Lamps:
Luminous Length (mm):
Luminous Height (mm):
Current: 0.0000 A
Power Factor: 0.0000

Luminaire Description:
Lamp Description:
Lumens per Lamp:
Luminous Width (mm):
Voltage: 0.00 V
Power: 0.00 W


Photometric Results

CIE Class: Direct
Measurement Flux: 1151.1 lm
Downward Ratio: 99%
Horizontal Diffuse Angle(50%): H115.8
Vertical Diffuse Angle(50%): V113
Luminous Efficacy (lm/w): 1151.08
Max. Intensity: 405.99 cd
S/MH(C0/C180): 1.32

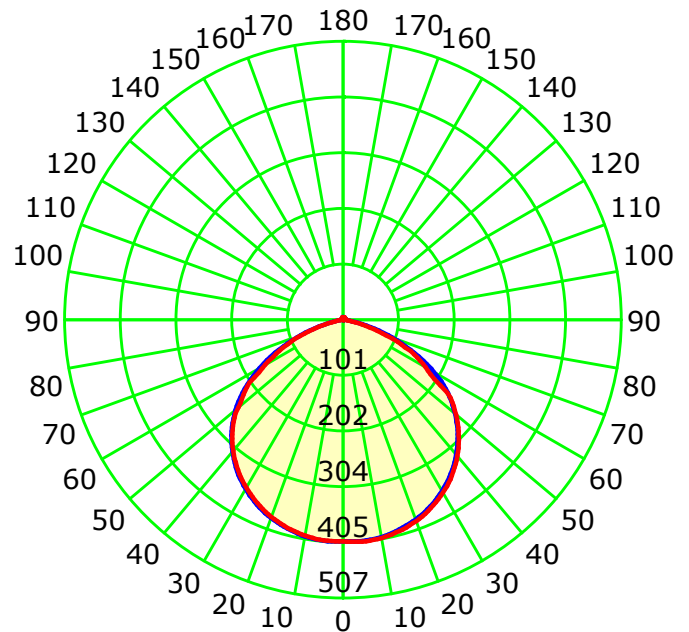
Total Rated Lamp Lumens: 1151.1 lm
Efficiency: 100%
Upward Ratio: 1%

C0r0 Intensity: 404.11 cd
Pos of Max. Intensity: H90 V6
S/MH(C90/C270): 1.32

Picture Of Luminaire



Luminous Intensity Distribution Curve



Unit: cd

Average Diffuse Angle(50%): 114.4°

— C0-C180 — C90-C270

C Plane (°):0.0-360.0: 90.0
Test Lab: FOSHANHESHI
Test Type: TYPE C
Temperature: 25
Operator: 黄贤

Gamma Plane (°):0.0-180.0:1.0
Test Device: GPM-1600L
Distance: 9.004 m [K=1.0000]
Humidity:
Inspector:

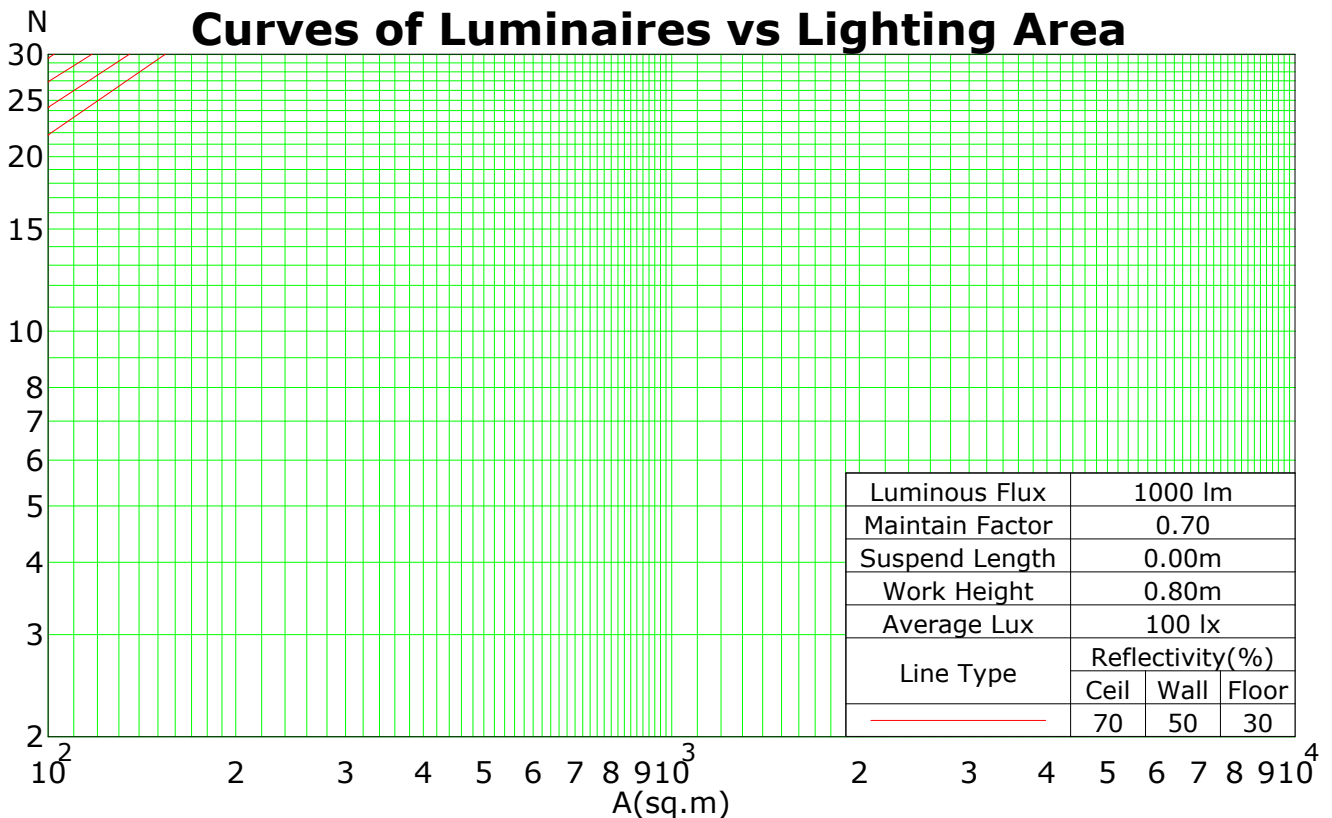
Coefficients Of Utilization - Zonal Cavity Method

RC	0.8	0.8	0.8	0.8	0.7	0.7	0.7	0.7	0.5	0.5	0.5	0.3	0.3	0.3	0.1	0.1	0.1	0
RW	0.7	0.5	0.3	0.1	0.7	0.5	0.3	0.1	0.5	0.3	0.1	0.5	0.3	0.1	0.5	0.3	0.1	0
RCR	RF = 0.2																	
0	1.19	1.19	1.19	1.19	1.16	1.16	1.16	1.16	1.10	1.10	1.10	1.05	1.05	1.05	1.01	1.01	1.01	0.99
1	1.10	1.05	1.01	0.98	1.07	1.03	0.99	0.96	0.98	0.96	0.93	0.94	0.92	0.90	0.91	0.89	0.87	0.85
2	1.00	0.92	0.86	0.81	0.97	0.90	0.85	0.80	0.87	0.82	0.78	0.83	0.79	0.76	0.80	0.77	0.74	0.72
3	0.91	0.81	0.74	0.67	0.89	0.80	0.73	0.67	0.77	0.70	0.65	0.74	0.69	0.64	0.71	0.67	0.63	0.61
4	0.84	0.72	0.64	0.57	0.81	0.71	0.63	0.57	0.68	0.61	0.56	0.66	0.60	0.55	0.63	0.58	0.54	0.52
5	0.77	0.64	0.56	0.49	0.75	0.63	0.55	0.49	0.61	0.54	0.48	0.59	0.53	0.48	0.57	0.52	0.47	0.45
6	0.71	0.58	0.49	0.43	0.69	0.57	0.49	0.43	0.55	0.48	0.42	0.53	0.47	0.42	0.52	0.46	0.41	0.39
7	0.66	0.53	0.44	0.38	0.64	0.52	0.44	0.38	0.50	0.43	0.37	0.49	0.42	0.37	0.47	0.41	0.37	0.35
8	0.61	0.48	0.40	0.34	0.60	0.47	0.39	0.34	0.46	0.38	0.33	0.44	0.38	0.33	0.43	0.37	0.33	0.31
9	0.57	0.44	0.36	0.30	0.56	0.43	0.35	0.30	0.42	0.35	0.30	0.41	0.34	0.30	0.40	0.34	0.30	0.28
10	0.54	0.40	0.33	0.27	0.52	0.40	0.32	0.27	0.39	0.32	0.27	0.38	0.31	0.27	0.37	0.31	0.27	0.25

Spacing Criteria (0-180): 1.32

Spacing Criteria (90-270): 1.32

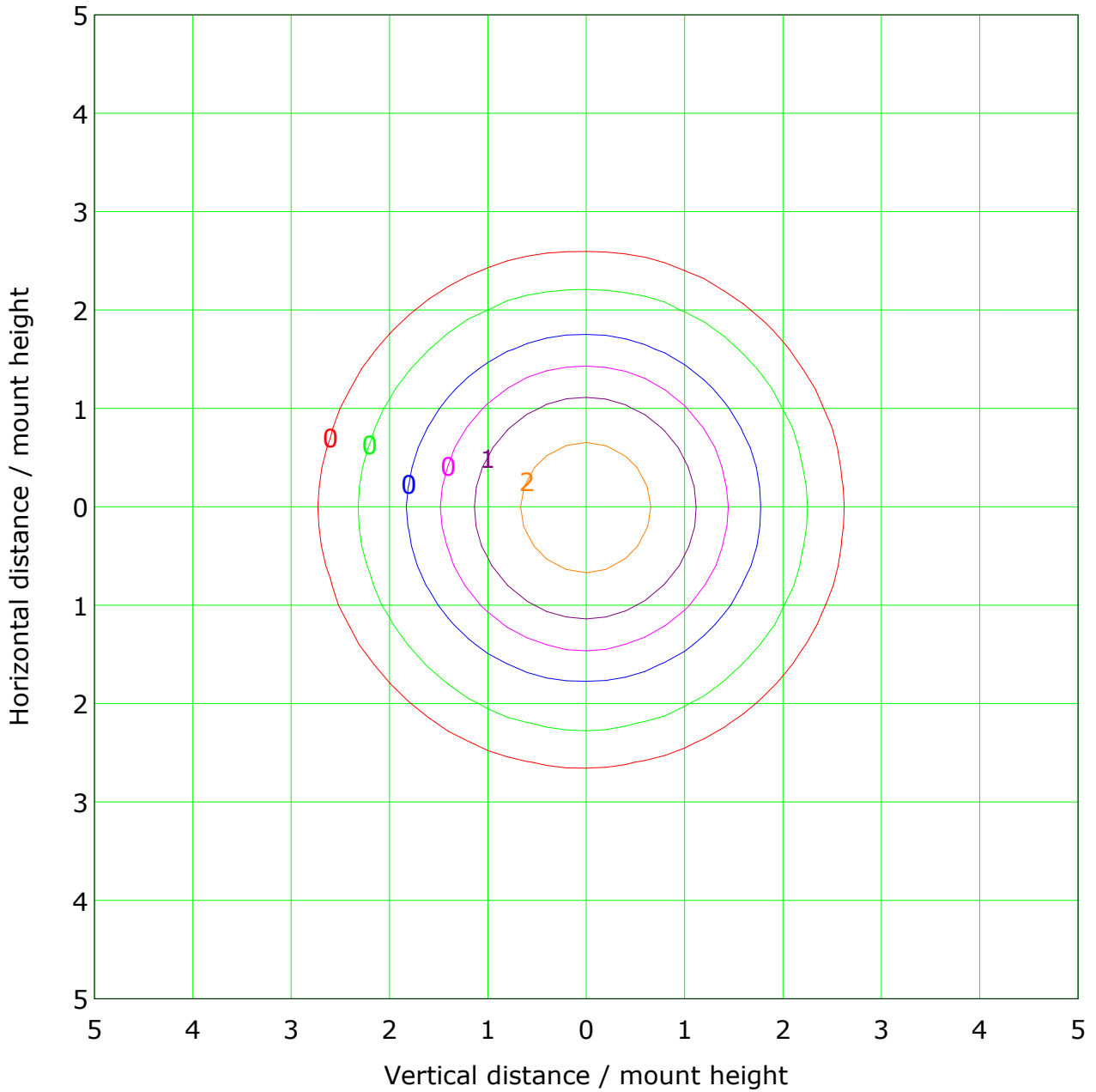
Spacing Criteria (Diagonal): 1.43



C Plane (°):0.0-360.0: 90.0
 Test Lab: FOSHANHESHI
 Test Type: TYPE C
 Temperature: 25
 Operator: 黄贤

Gamma Plane (°):0.0-180.0:1.0
 Test Device: GPM-1600L
 Distance: 9.004 m [K=1.0000]
 Humidity:
 Inspector:

IsoLux Plot



Mounting Height: 10.0m		Max Lux(100%): 4.0 lx	
— (1%):	0.0 lx	— (2%):	0.1 lx
— (5%):	0.2 lx	— (10%):	0.4 lx
— (20%):	0.8 lx	— (50%):	2.0 lx
— (100%):	4.0 lx		

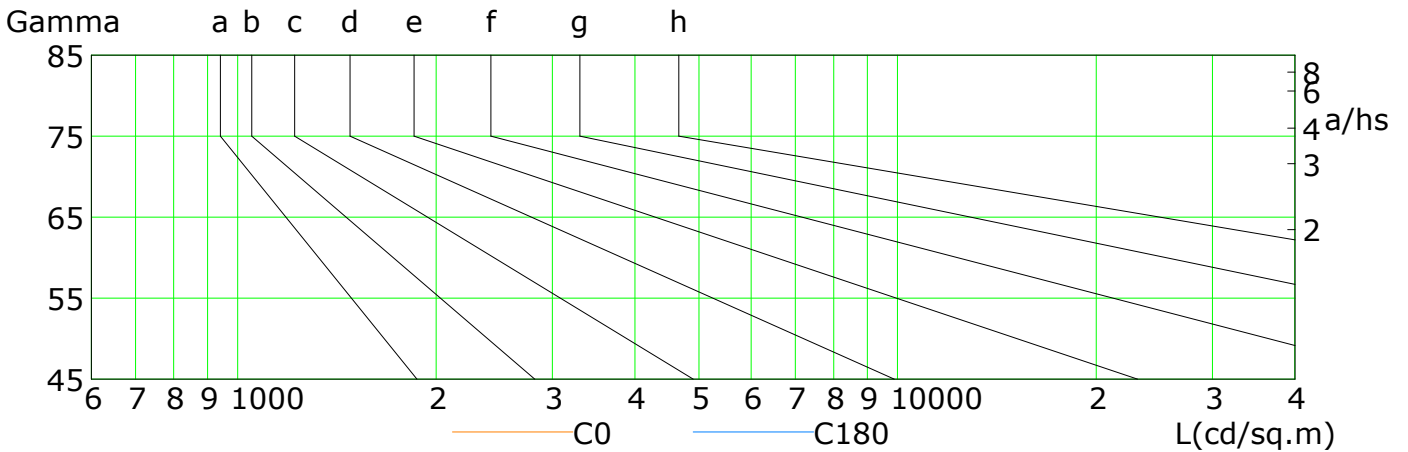
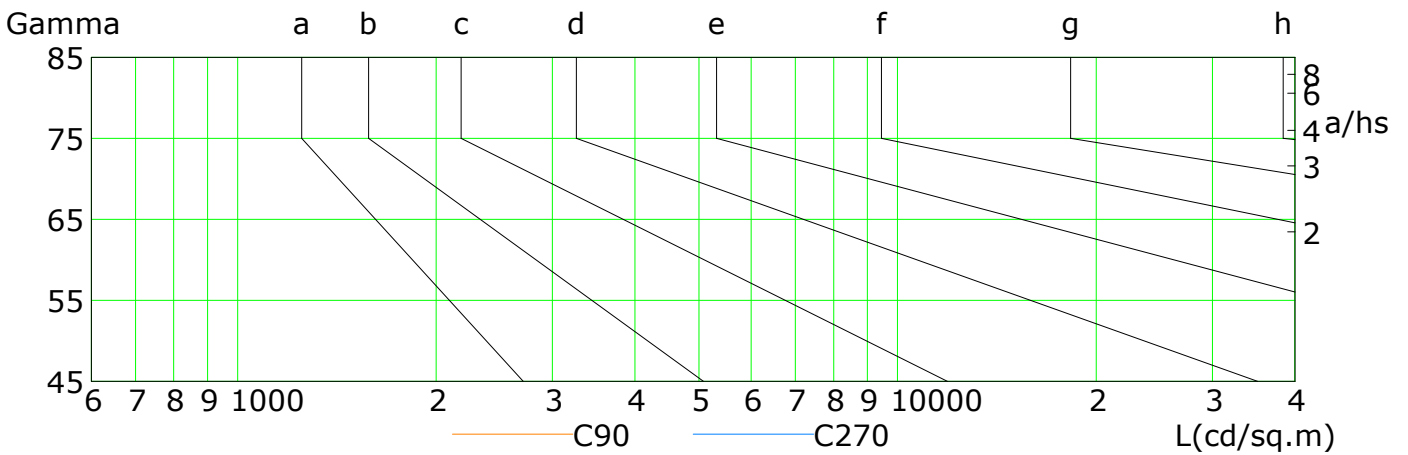
C Plane (°):0.0-360.0: 90.0
 Test Lab: FOSHANHESHI
 Test Type: TYPE C
 Temperature: 25
 Operator: 黄贤

Gamma Plane (°):0.0-180.0:1.0
 Test Device: GPM-1600L
 Distance: 9.004 m [K=1.0000]
 Humidity:
 Inspector:

Lum Limit Curve

Dazzle	Quality	Illuminance (lx)							
		2000	1000	500	<=300				
1.15	A	2000	1000	500	<=300				
1.50	B		2000	1000	500	<=300			
1.85	C			2000	1000	500	<=300		
2.20	D				2000	1000	500	<=300	
2.55	E					2000	1000	500	<=300

a b c d e f g h

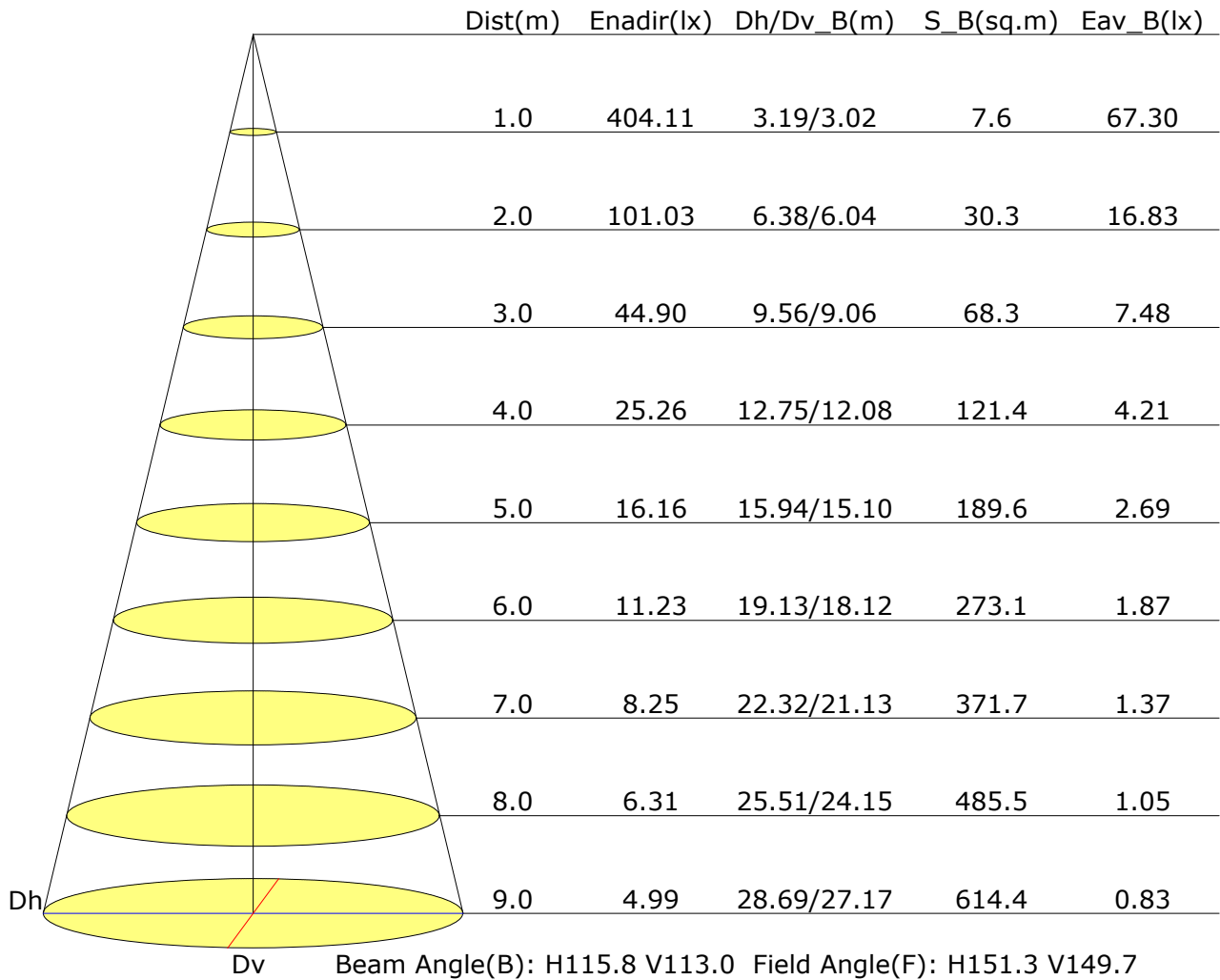


L(cd/sq.m)	G45	G50	G55	G60	G65	G70	G75	G80	G85
C0	296	267	234	192	143	95	52	17	2
C90	299	270	232	174	137	83	43	12	1
C180	287	256	219	176	130	82	39	9	0
C270	285	249	214	164	122	75	35	10	1

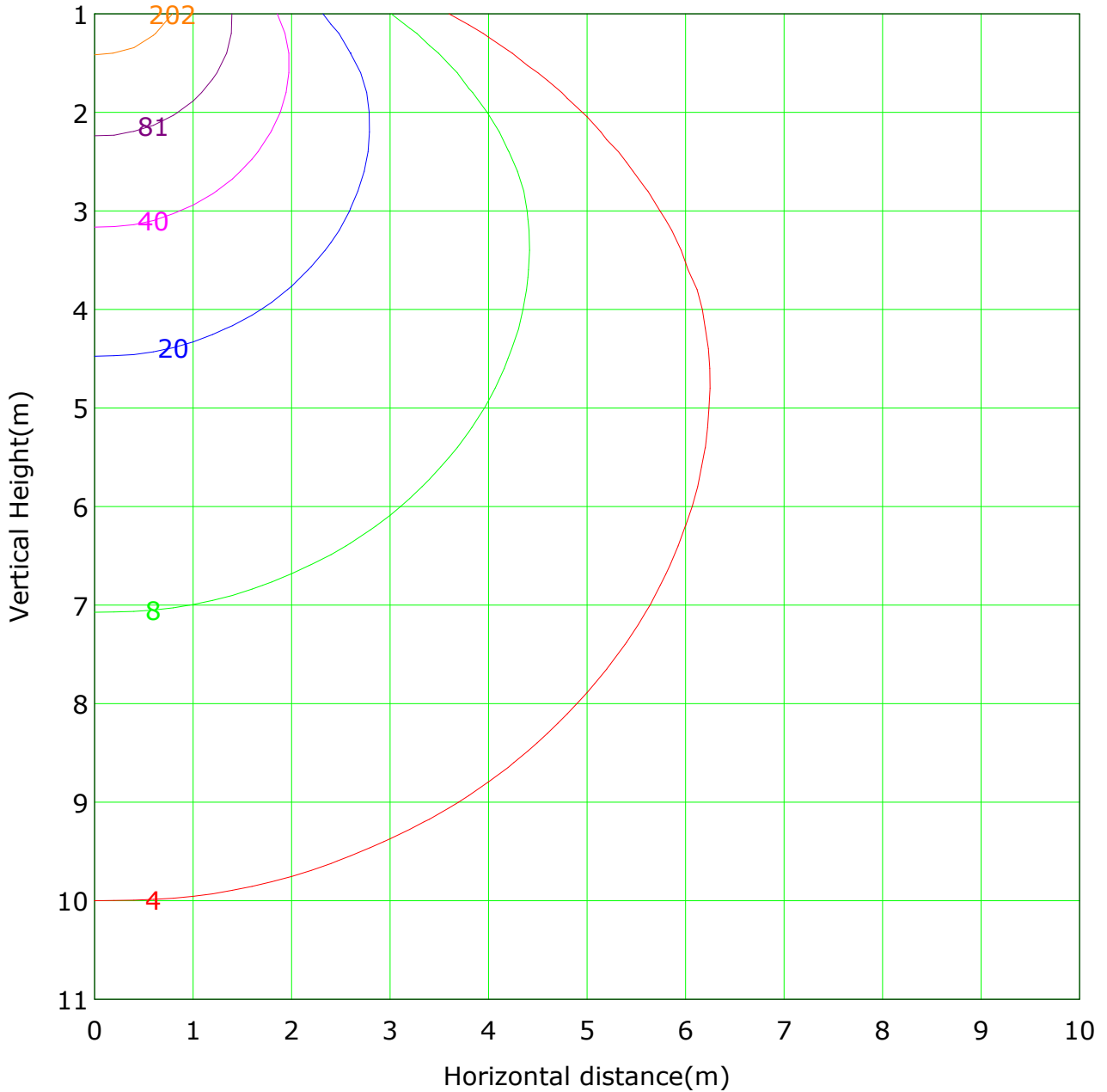
C Plane (°):0.0-360.0: 90.0
 Test Lab: FOSHANHESHI
 Test Type: TYPE C
 Temperature: 25
 Operator: 黄贤

Gamma Plane (°):0.0-180.0:1.0
 Test Device: GPM-1600L
 Distance: 9.004 m [K=1.0000]
 Humidity:
 Inspector:

Illuminance at a Distance

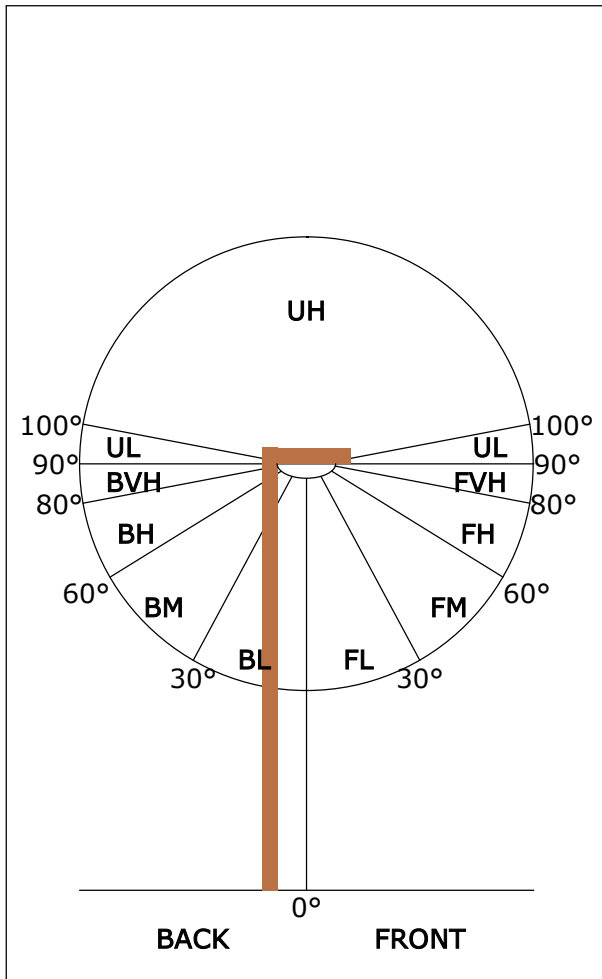


Vertical IsoLux Plot



Lowest(m): 1.0m	Highest(m): 11.0m	Max Lux: 404.1 lx
— (1%): 4.0 lx	— (2%): 8.1 lx	
— (5%): 20.2 lx	— (10%): 40.4 lx	
— (20%): 80.8 lx	— (50%): 202.1 lx	
— (100%): 404.1 lx		

FLUX DISTRIBUTION TABLE BASED ON THE IESNA LUMINAIRE CLASSIFICATION SYSTEM



ZONE	LUMENS	% LAMP LUMENS
FORWARD LIGHT	576	50.0
FL (0°-30°)	162	14.1
FM (30°-60°)	321	27.9
FH (60°-80°)	91	7.9
FVH (80°-90°)	2	0.1
BACK LIGHT	561	48.8
BL (0°-30°)	161	13.9
BM (30°-60°)	313	27.2
BH (60°-80°)	86	7.5
BVH (80°-90°)	1	0.1
UP LIGHT	14	1.2
UL (90°-100°)	0	0.0
UH (100°-180°)	13	1.2
TRAPPED LIGHT	NA	NA

BUG(Backlight,Uplight,Glare) Rating Base On TM-15-07	
Asymmetrical Luminaire Types (Type I,II,III,IV)	B1 U2 G0
Quadrilateral Symmetrical Luminaire Types (Type V,Area Light)	B1 U2 G0

C Plane (°):0.0-360.0: 90.0
 Test Lab: FOSHANHESHI
 Test Type: TYPE C
 Temperature: 25
 Operator: 黄贤

Gamma Plane (°):0.0-180.0:1.0
 Test Device: GPM-1600L
 Distance: 9.004 m [K=1.0000]
 Humidity:
 Inspector: